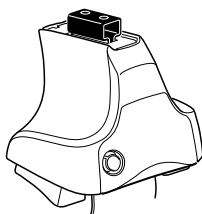
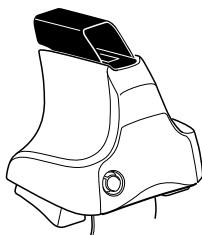
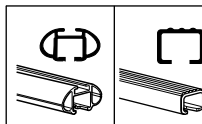


Kit 1549


ACURA MDX, 5-dr SUV, 07– (w/o factory rack)



754 Rapid System
480R Rapid Traverse (North America)



480 Traverse (North America)



THULE[®]
SWEDEN

ISO 11154-E

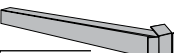













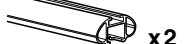

The diagram illustrates the importance of instructions. It features a box on the left labeled 'THULE' with a warning symbol (a triangle with an exclamation mark) and a plus sign next to it. To the right of the plus sign is a box labeled 'instructions' with a warning symbol and the text 'Kit XXXX'. Below the 'instructions' box, there are two small diagrams showing a person using a tool to install a component. A person is shown on the right, reading the instructions.


754 Rapid System **x4**



480R Rapid Traverse (North America) **x4**



754 Rapid System **x4**



480 Rapid Traverse (North America) **x4**

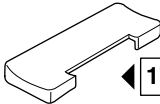

Europe		North America	
	    	    	    





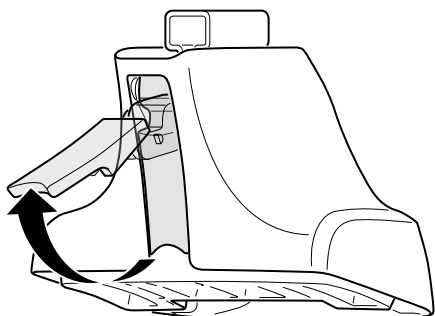



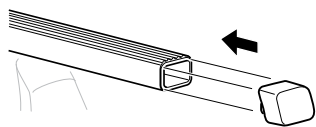
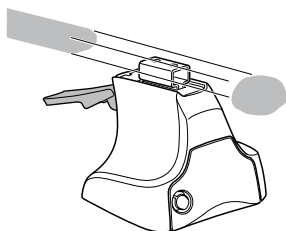
1



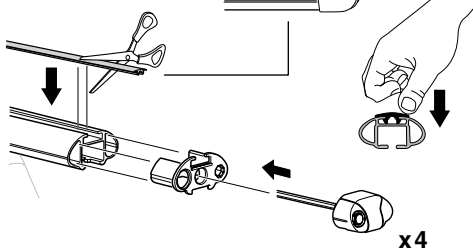
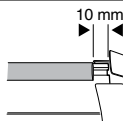
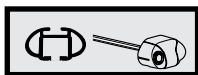
2



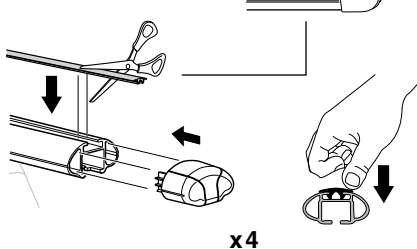
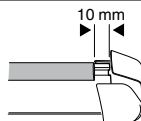
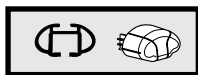
754 Rapid System
480R Rapid Traverse
(North America)



x4



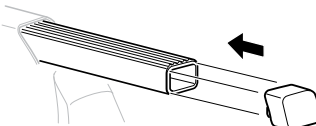
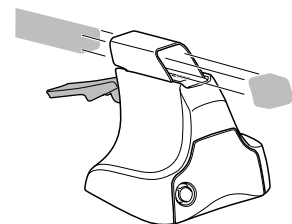
x4



x4

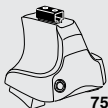


480 Traverse
(North America)

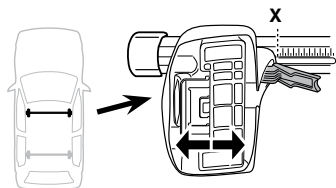


x4

3



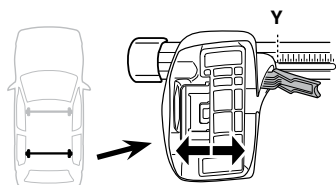
754 Rapid System



ACURA MDX, 5-dr SUV, 07- (w/o factory rack)

X

53,5



ACURA MDX, 5-dr SUV, 07- (w/o factory rack)

Y

46

3



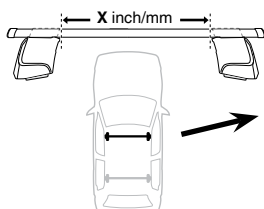
480R Rapid Traverse



480 Traverse



(North America)



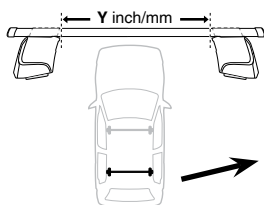
ACURA MDX, 5-dr SUV, 07- (w/o factory rack)

X inch

X mm

46 3/4"

1186 mm



ACURA MDX, 5-dr SUV, 07- (w/o factory rack)

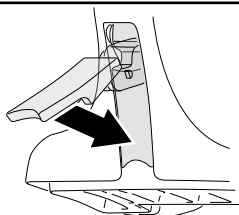
Y inch

Y mm

43 3/4"

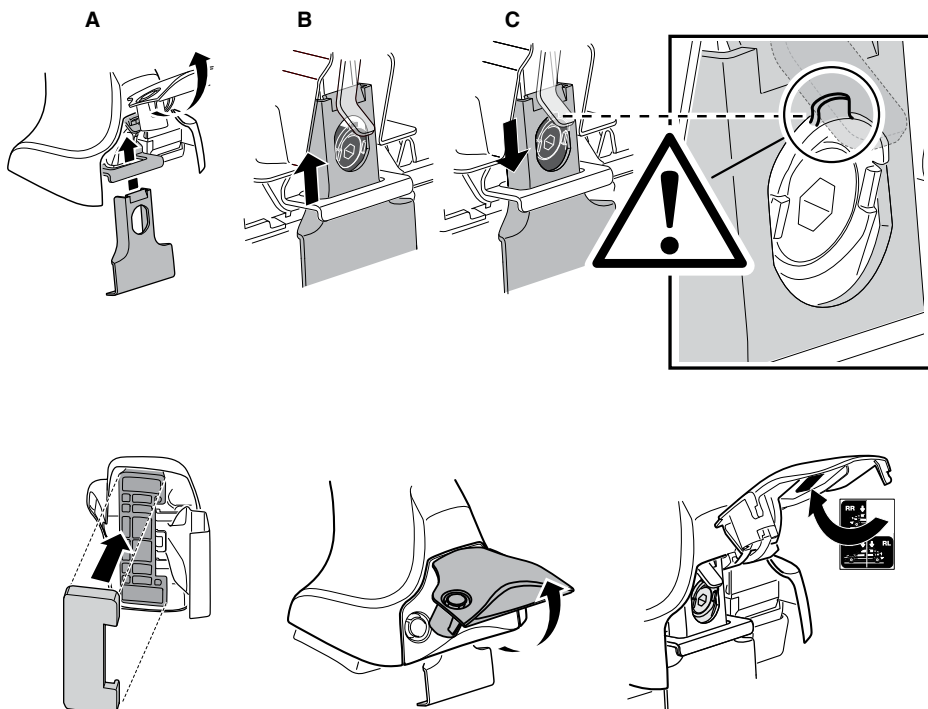
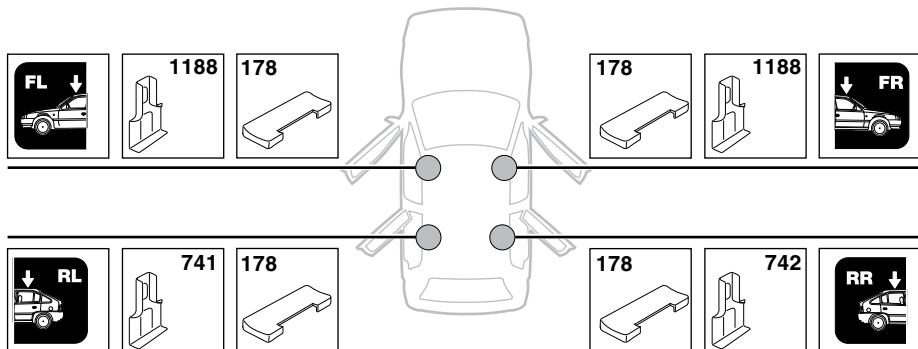
1111 mm

4

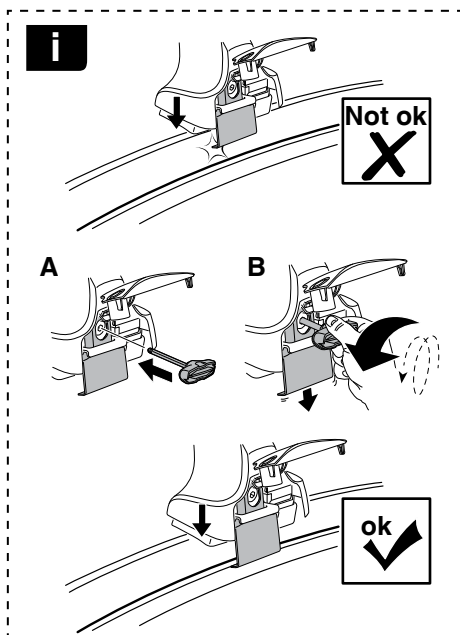



5

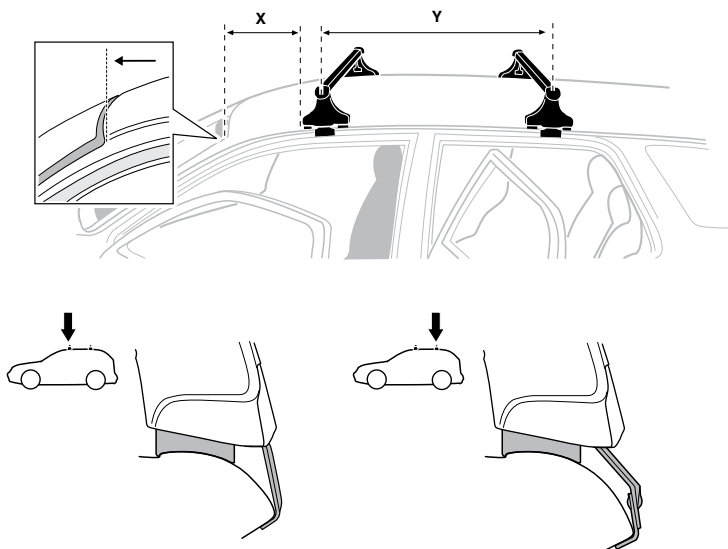
ACURA MDX, 5-dr SUV, 07- (w/o factory rack)



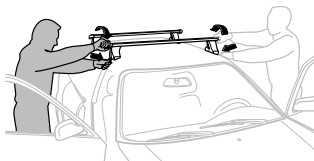
6



	X mm	Y mm	X inch	Y inch
ACURA MDX, 5-dr SUV, 07- (w/o factory rack)	255 mm	725 mm	10"	28 1/2"



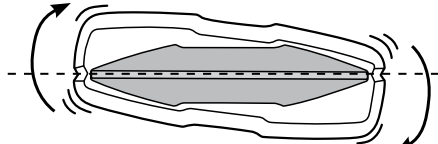
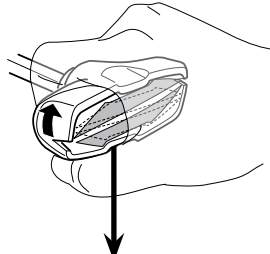
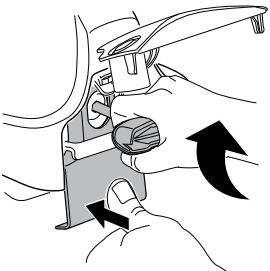
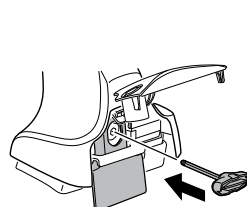
7




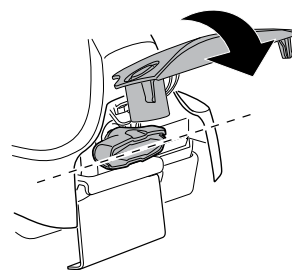
GB/US Tighten alternately
D Die Schrauben abwechselnd anziehen
F Serrer alternativement chaque côté
NL Afwisselend aan de linker- en de rechterkant aandraaien
I Alternare il serraggio delle viti
E Apretar alternativamente
PT Aperte alternadamente
S Dra åt växelvis
FIN Kierrä vuorotellen
EST Pinguldage vaheldumisi
LAT Pieļieciet pamišus
LIT Užsukinėkite pakaitomis
PL Śruby dokręcaj naprzemiennie
RU Затягивайте попеременно

CZ Pokręťta багаžníka dokręcaj dokręcaj naprzemiennie.
SK Dofahujte striedavo
SLO Privijajte izmenično.
HR Naizmjenočno zategnite
HU Egymástól függetlenül szorítandó
GR Σφιγγείτε εναλλάξ
TR Dönüşümlü sıkın

中文 交替拧紧
한국어 번갈아 가며 조이십시오.
日本語 交互に締め付けてください。
ไทย ชันในแบบสลับ



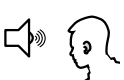
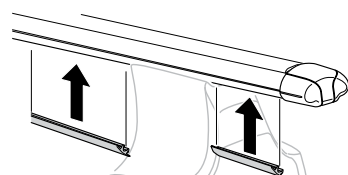
≈ 3 Nm

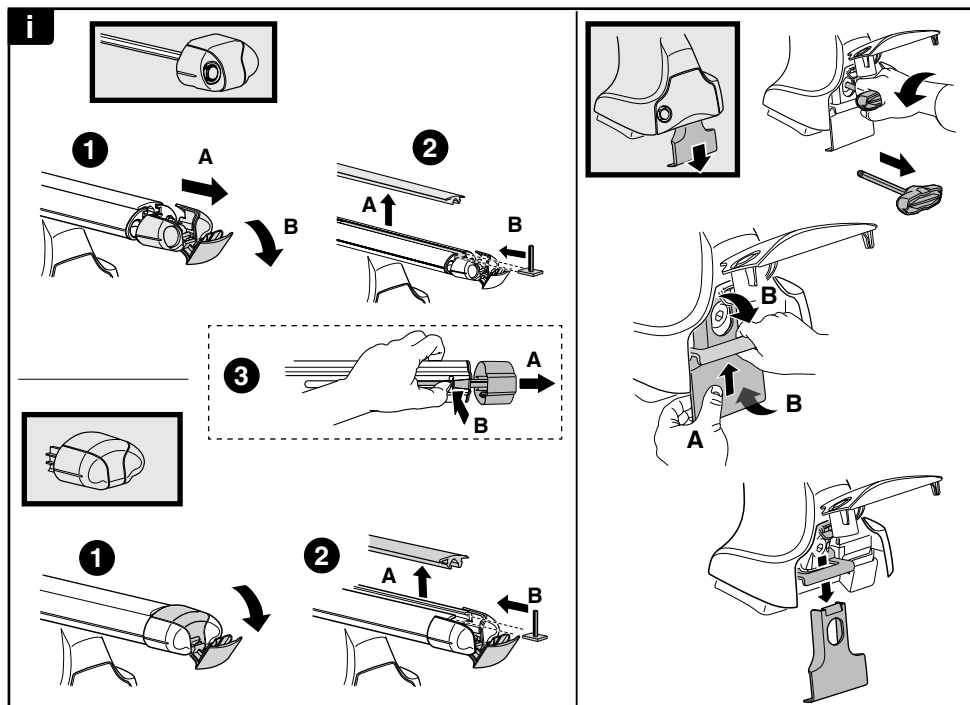
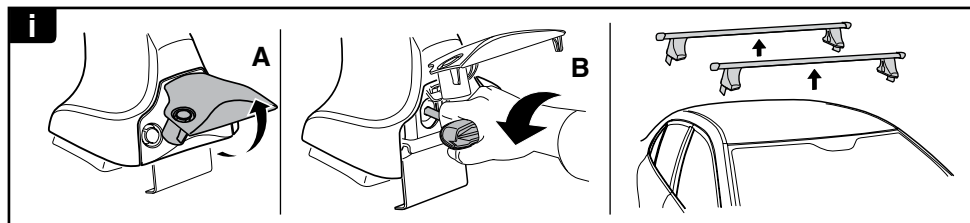


8



x1
17 mm





THULE®
SWEDEN

**ONE
KEY
SYSTEM**

544 (x4)

596 (x6)

588 (x8)

NA **510** (x10)

EUR **452** (x12)

ASIA