

# Kit 3121

**FORD Courier**, 4-dr Van, 91-01

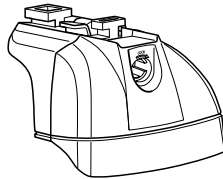
**HYUNDAI H-1**, 4-dr Van, 98-07

**HYUNDAI Satellite**, 4-dr Van, 98-07

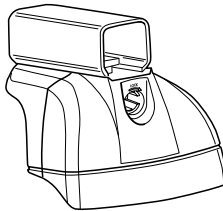
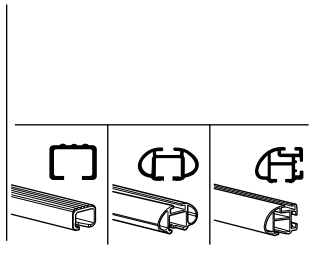
**HYUNDAI Starex**, 4-dr Van, 98-07

**RENAULT Express**, 4-dr Van, 90-97

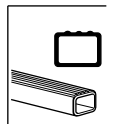
This Kit is only for vehicles with fixpoint mounting.



460R  
753



460



6 kg / 13 lbs + xx kg / xx lbs =

**Max. 75 kg**  
**Max. 165 lbs**

9 kg / 20 lbs + xx kg / xx lbs =

**Max. 112 kg**  
**Max. 246 lbs**

12 kg / 26 lbs + xx kg / xx lbs =

**Max. 150 kg**  
**Max. 331 lbs**

Warning icon: !

80 km/h / 50 Mph  
130 km/h / 80 Mph  
40 km/h / 25 Mph

**km/h**  
**Mph**

THULE Kit XXXX

instructions THULE

Warning icon: !

Warning icon: !

Warning icon: !

**A**

**B**

**C**

**Kit**

51325 x 4

30120 35mm x 4

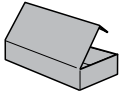
51293 x 1

30146 x 4

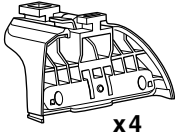
50627 x 4

FR  
FL  
FR  
FL

x 1



753



x4



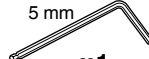
x4



x4



x8



x1




x4



x1

460R



x4



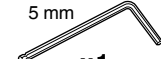
x4



x4



x8

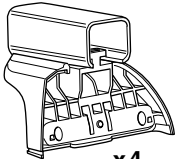


x1



x4

460



x4



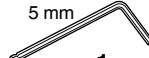
x4



x4



x8



x1



x4



x2



x1

17 mm



x2

23 mm



x2

23 mm

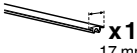
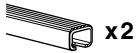


x2



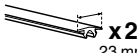
x2

17 mm

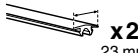


x2

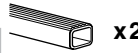
23 mm



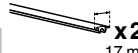
x2



x2

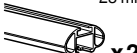


x2



x2

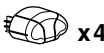
25 mm



x2




x4



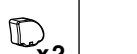
x4



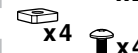
x4



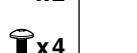
x2



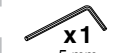
x2



x4



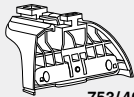
x4



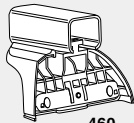
x1

5 mm

1

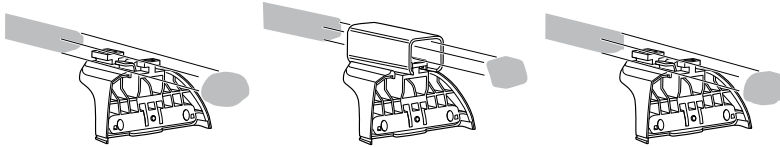


753/460R

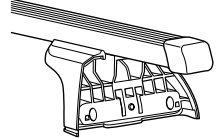
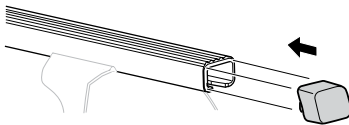


460

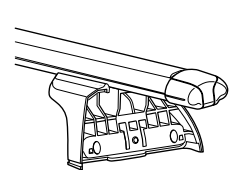
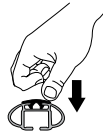
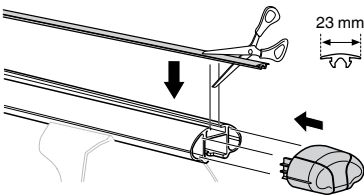
+



x4

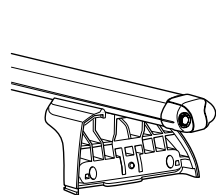
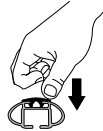
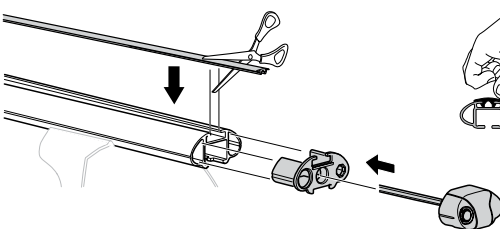


x4

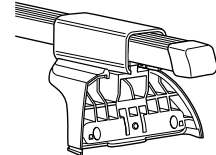
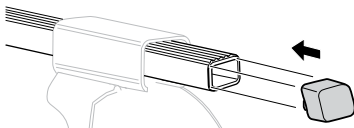


x4

x4



x4



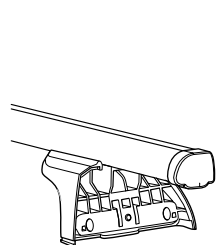
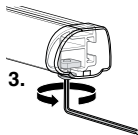
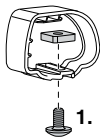
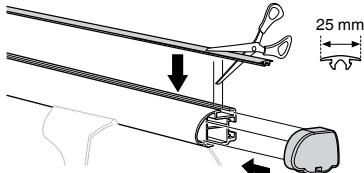
x2

x2

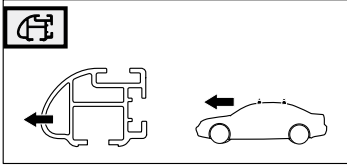
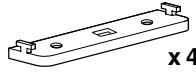
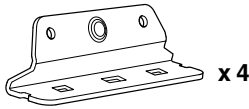
x4

x4

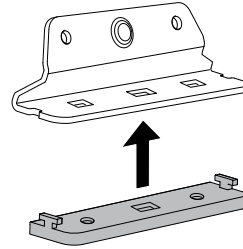
x1  
5 mm



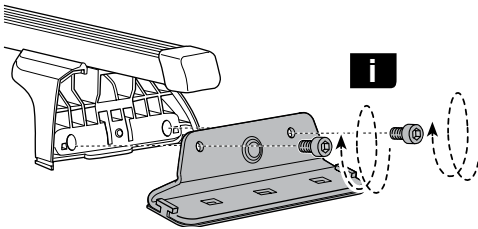
2



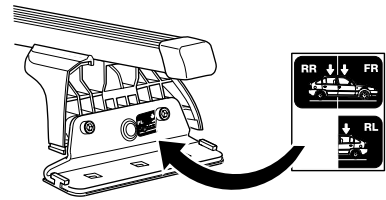
A



B



C



i


**GB** Only a few turns  
**D** Nur wenige Umdrehungen  
**F** Quelques tours uniquement  
**NL** Slechts enkele slagen  
**I** Solo qualche giro  
**E** Sólo algunas vueltas  
**PT** Noções básicas  
**S** Endast några varv  
**FIN** Vain muutama kierros

**EST** Ainult mõni pööre  
**LAT** Tikai dažā apgriezieni  
**LIT** Tik keli pasukimai  
**PL** Wystarczy kilka obrotów  
**RU** Достаточно нескольких оборотов  
**CZ** Pouze několik otáček  
**SK** Len niekoľko otáčok  
**SLO** Le nekaj obratov

**HR** Samo nekoliko okreta  
**HU** Csak néhány fordítás  
**GR** Μόνο μερικές στροφές  
**TR** Yalnız birkaç kez çevirm  
**中文** 只有几个转向  
**한국어** 두 세번만  
**日本語** 数回転のみ  
**ไทย** หมุนเพียงไม่กี่รอบ

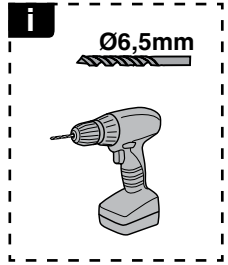
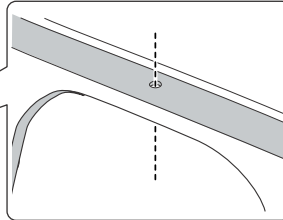
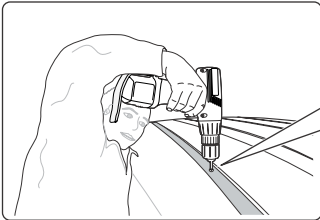
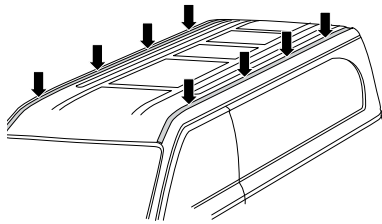
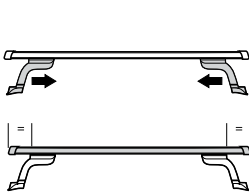
!

**GB** If there is an interior roof lining, remove it before starting the installation procedure.  
**D** Vor Montagebeginn muß ggf. das Innendach gelöst werden.  
**F** Si l'habitacle comporte un pavillon séparé, le déposer avant de commencer le montage.  
**NL** Als er een binnendak aanwezig is, maak dit dan los voordat u met de montage begint.  
**I** Rimuovere l'eventuale modanatura interna del tetto prima di iniziare la procedura di installazione.  
**E** Si hay un techo interior, saltarlo antes de empezar el montaje.  
**S** Om det finns ett innetak, lossa detta innan monteringen påbörjas.  
**FIN** Jos autossa on sisäkatto, irrota se ennen asennuksen aloittamista.  
**EST** Kui eksisteerib sisemine katusevooderdis, eemaldage see enne paigaldamisega alustamist.  
**PL** Przed rozpoczęciem montażu usunąć ewentualną spodnią część dachu samochodu.  
**RU** В случае наличия на крыше декоративных накладок, перед началом установки их необходимо снять  
**CZ** V případě, že vozidlo je vybaveno vnitřním stropem musí být tento před montáží odmontován.  
**SLO** Pred pritrjevanjem odstranite notranjo strešno oblogo, če jo vozilo ima.  
**HU** Abban az esetben ha a rögzítés helyén belső közbetétet találunk, azt a rögzítés előtt távolítsuk el.  
**한국어** 내부 루프 라이닝이 있는 경우, 설치를 시작하기 전에 분리하십시오.  
**日本語** 内側に屋根の裏張りがある場合は、取付手順を開始する前に取り外してください。



3

HYUNDAI



x4



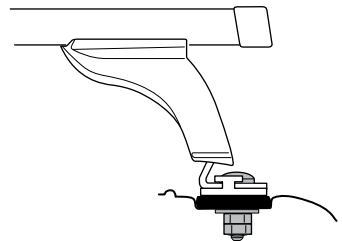
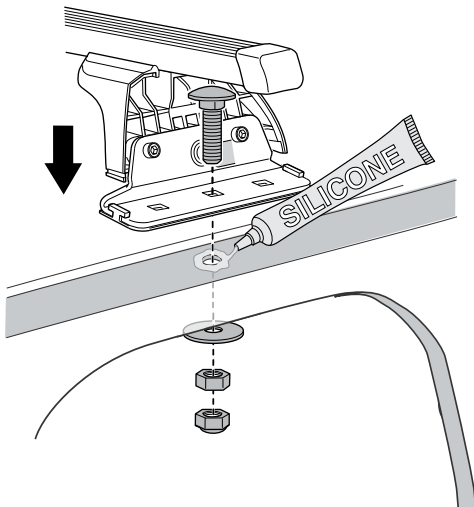
x4



x4

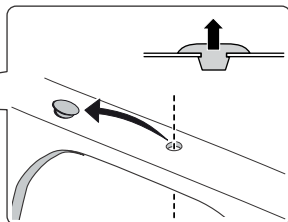
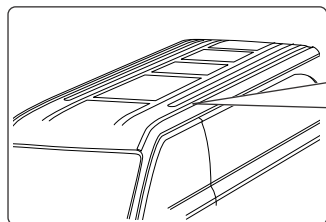
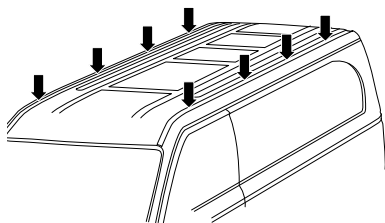
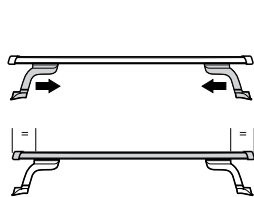


x4



**3**

**FORD  
RENAULT**



x4



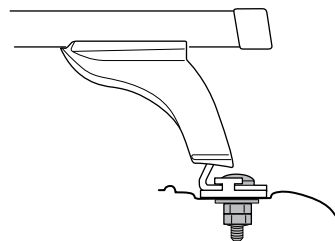
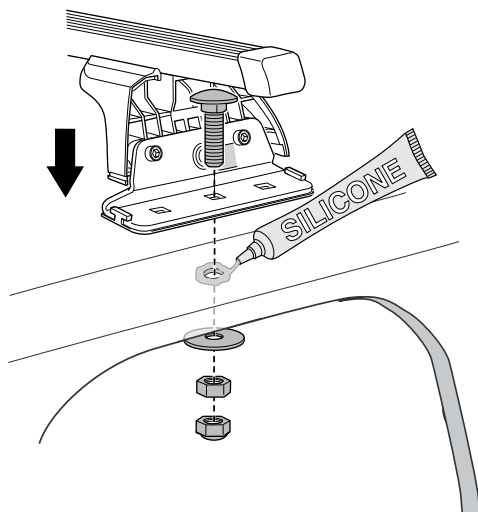
x4



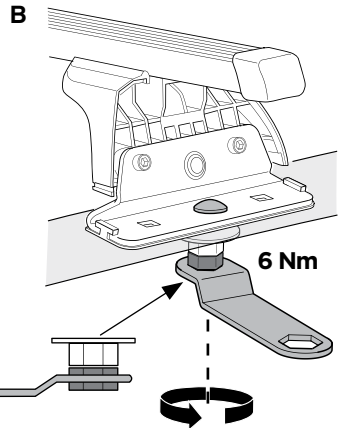
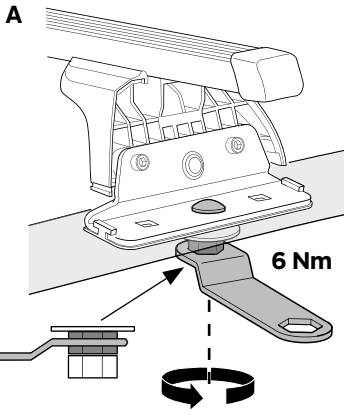
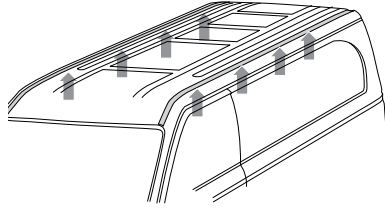
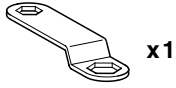
x4



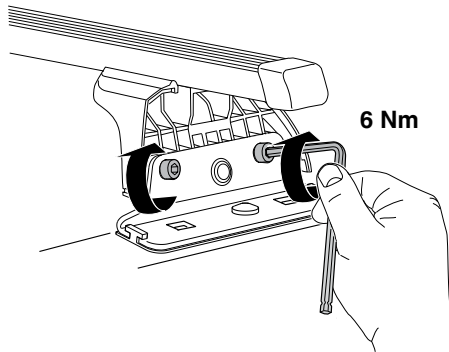
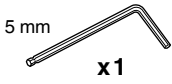
x4



**4**



**5**





**6**



x4



x4



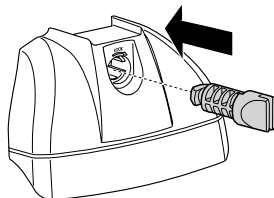
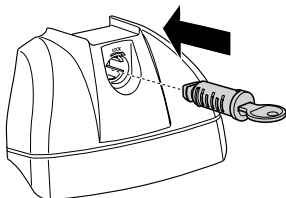
x1



x4



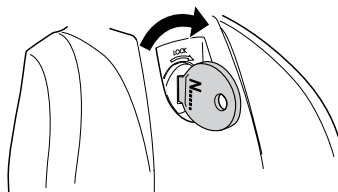
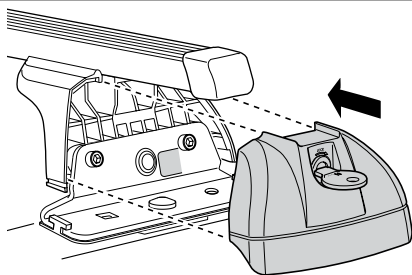
x4



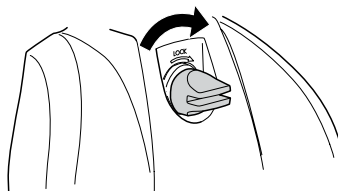
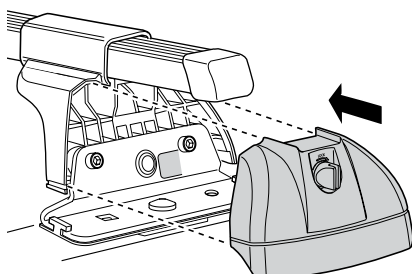
**7**



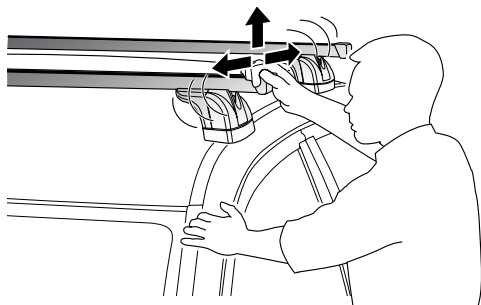
x4



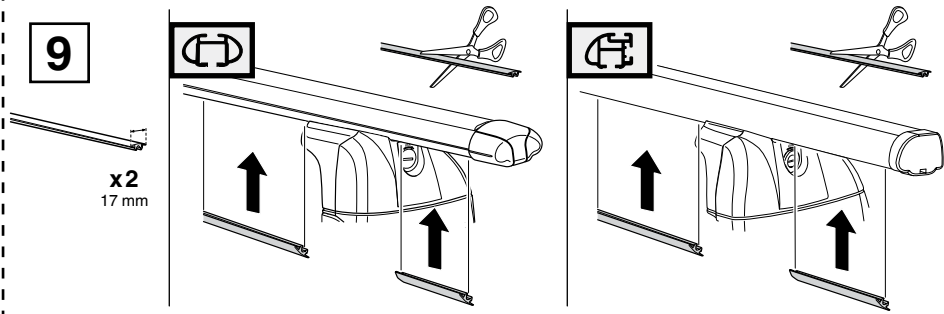
x4



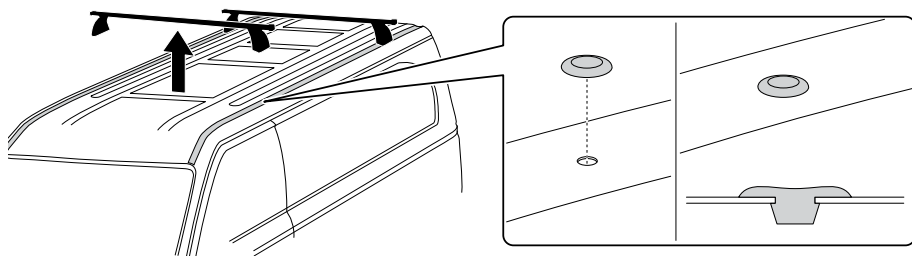
8



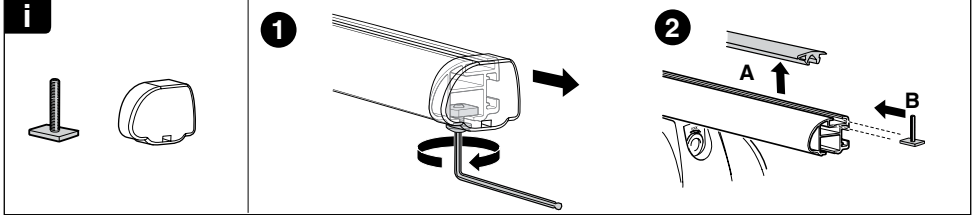
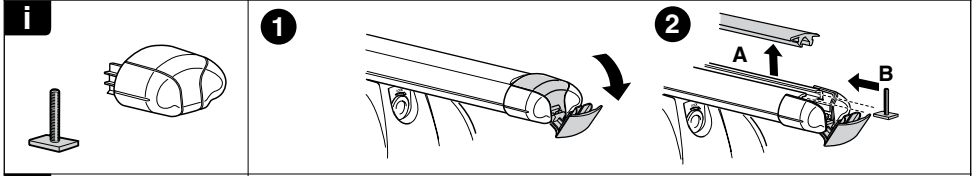
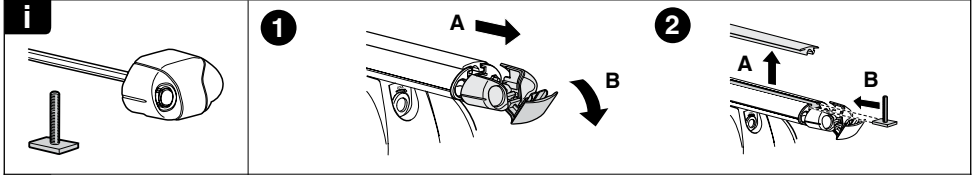
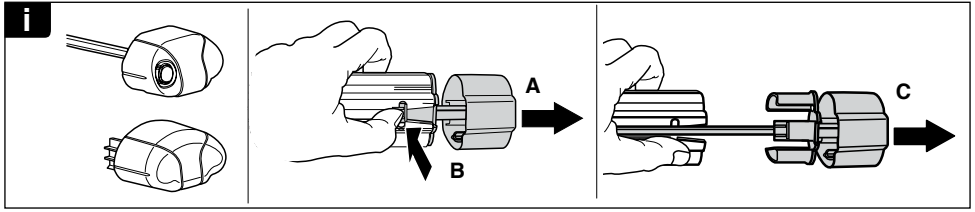
9



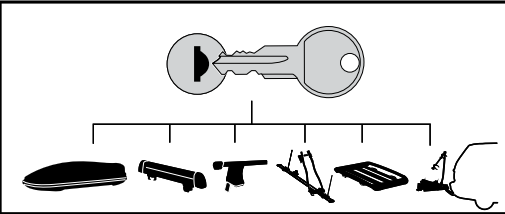
**FORD  
RENAULT**

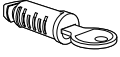










**THULE**  
SWEDEN  
**ONE  
KEY  
SYSTEM**



-  **544** (x4)
  -  **596** (x6)
  -  **588** (x8)
  -  **510** (x10)
  -  **452** (x12)
- NA  
EUR  
ASIA